

## Animation, Multimedia Flash Tools

The Toolbar panel contains all vector graphic tools provided by Flash. These tools are categorized into the following five groups:

Selection and Transform Tools – Used to select and or transform an existing vector drawing.

Drawing Tools – Used to create lines, shapes, and text.






Modification Tools – Used to make alterations to existing vector graphics.

Viewing Tools – Used to pan or magnify a viewing area

Color and Brush Tools – Used to select brush color, shape, and size.

---

### Selection and Transform Tools

Tool	Tool Name	Use
	Selection tool	This tool is also called the Arrow tool and is the most used tool in the entire toolbox. The Selection tool is used to select one or more objects on the Stage. Once an object has been selected, it can be named, repositioned, resized, and altered in other ways. This tool can also be used to add curvature to a vector line.
	Subselection tool	Used to adjust a straight or curved line segment that has been drawn with the Pen tool.
	Free Transform tool	Used to transform objects by rotating, scaling, skewing, and distorting them. The small triangle located at the lower right of the tool indicates a submenu.
	3D Rotation	Used to rotate and transform symbols along a 3 dimensional axis.
	Lasso tool	Selects objects by drawing a freehand selection area.

## Drawing Tools










Tool	Tool Name	Use
	Pen tool	Draws precise lines or curves
	Text tool	Used to create input /output text boxes and text labels.
	Line tool	Creates a straight vector line.
	Shapes tool	Creates basic shapes such as rectangles and oval vectors. These shapes can be filled or unfilled. This tool has a submenu containing other shapes , such as a rectangle and a polystar.  
	Pencil tool	Draws freeform vector shapes.
	Brush tool	Creates freeform brush strokes.
	Deco tool	Used to create sophisticated patterns and fills, particularly a flower and leaf pattern.

Table 1-3 Modification Tools









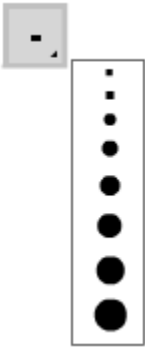

Tool	Tool Name	Use
	Bone tool	Used for the construction of 3D animations.
	Paint Bucket tool	Used to fill any enclosed area with a fill color.
	Eyedropper tool	Used to pick-up a color from another object and copy it to a color chip.
	Eraser tool	Erases vector drawings.
	Spray Brush Tool	Spray paints a movie clip symbol from the library across the stage.

Table 1-4 Viewing Tools

Tool	Tool Name	Use
	Hand tool	Used in magnify mode to pan across the Stage.
	Zoom tool	Used to magnify an area of the Stage.

Color and Brush Tools

Tool	Tool Name	Use
	Stroke Color	Used to select or change a color for the outline, or border, of a shape.
	Fill Color	Used to select or change a color for the fill area of a shape.
	Brush Size	Used to select the size of the Brush tool.
	Brush Shape	Used to select the shape of the Brush tool.